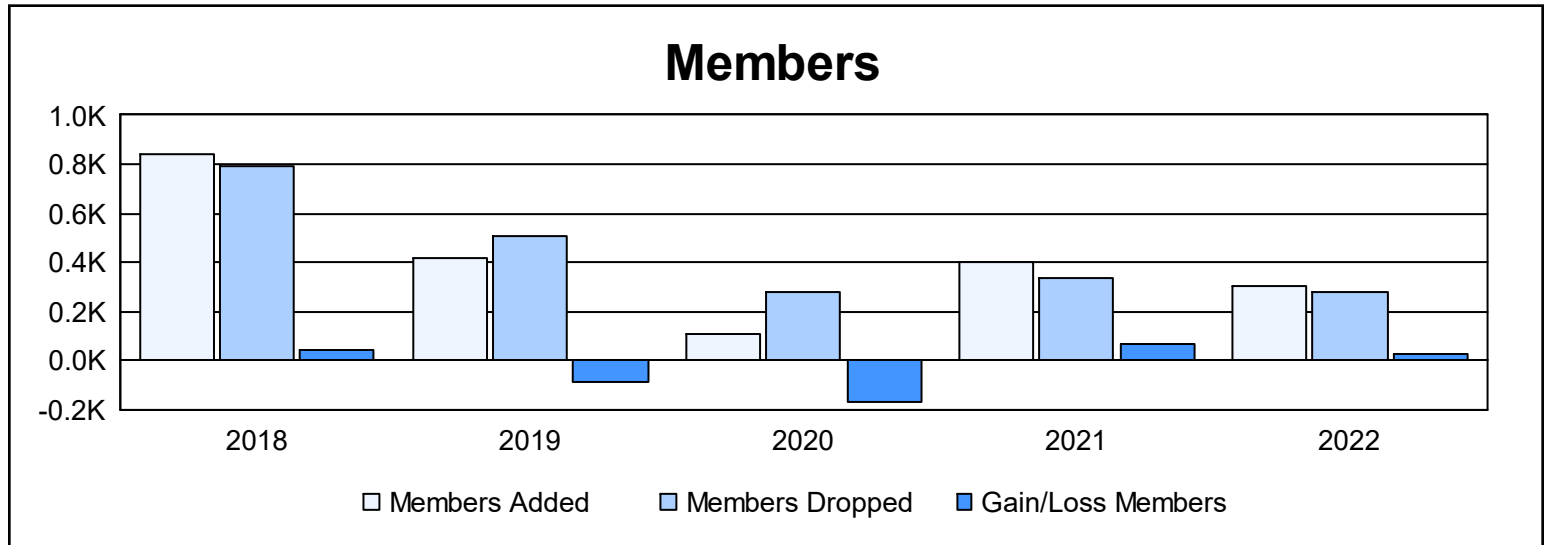
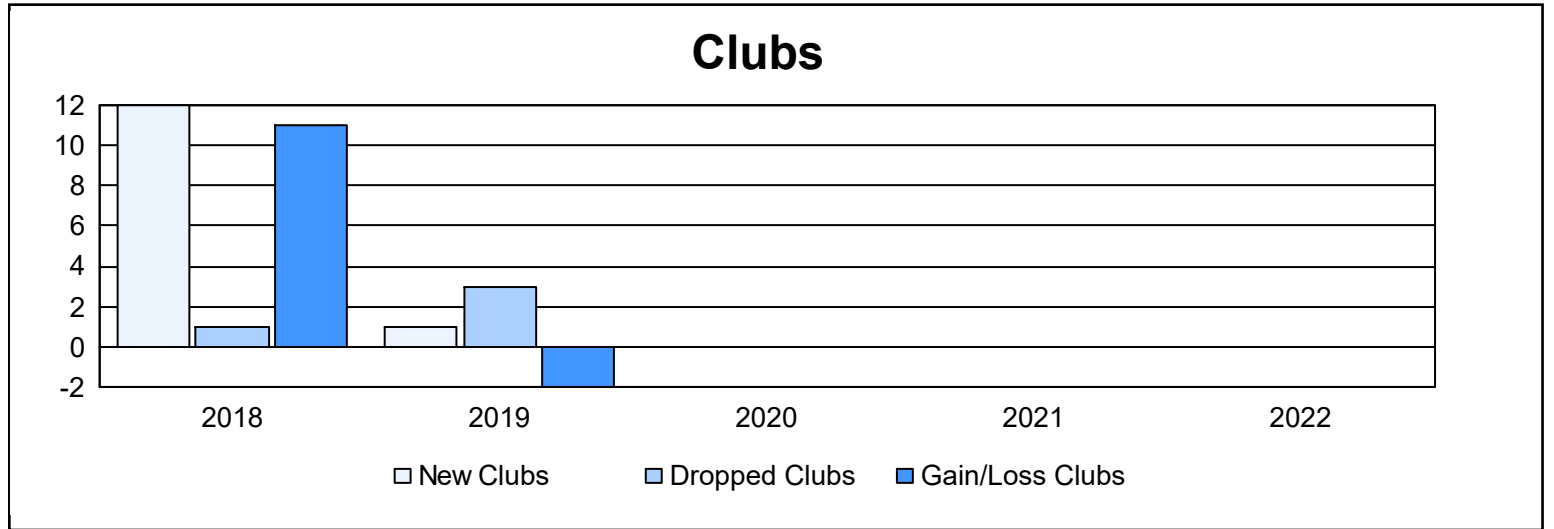
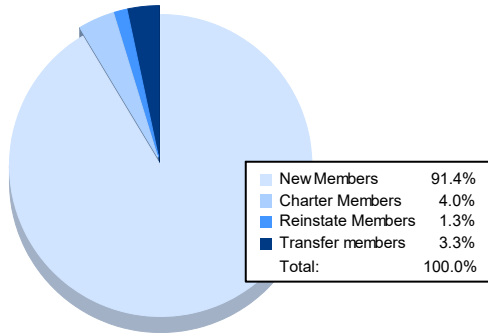


Year	New Clubs	Dropped Clubs	Gain/ Loss Clubs	New Members	Charter Members	Reinstate Members	Transfer Members	Total Member Added	Total Members Dropped	Gain/ Loss Members
2017-2018	12	1	11	370	422	25	22	839	794	45
2018-2019	1	3	-2	311	68	18	18	415	505	-90
2019-2020	0	0	0	4	30	40	31	105	277	-172
2020-2021	0	0	0	358	12	6	29	405	334	71
2021-2022	0	0	0	277	12	4	10	303	277	26
<b>Average</b>	<b>3</b>	<b>1</b>	<b>2</b>	<b>264</b>	<b>109</b>	<b>19</b>	<b>22</b>	<b>413</b>	<b>437</b>	<b>-24</b>



### Membership Composition June 2022 Cumulative



### Gender Composition June 2022 Cumulative

